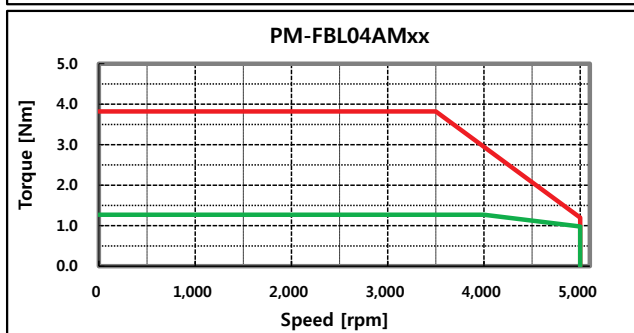
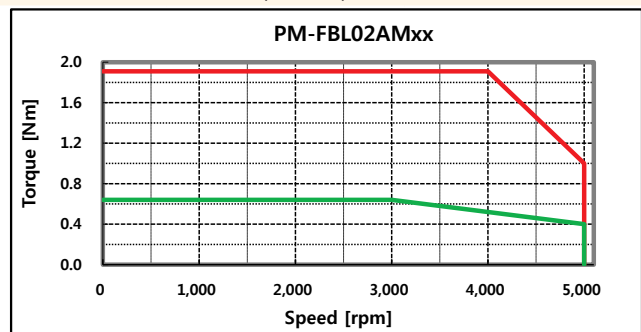
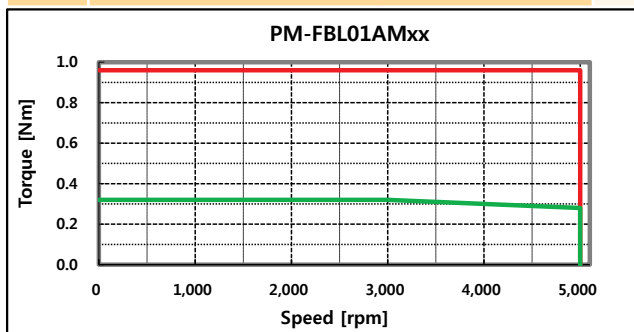


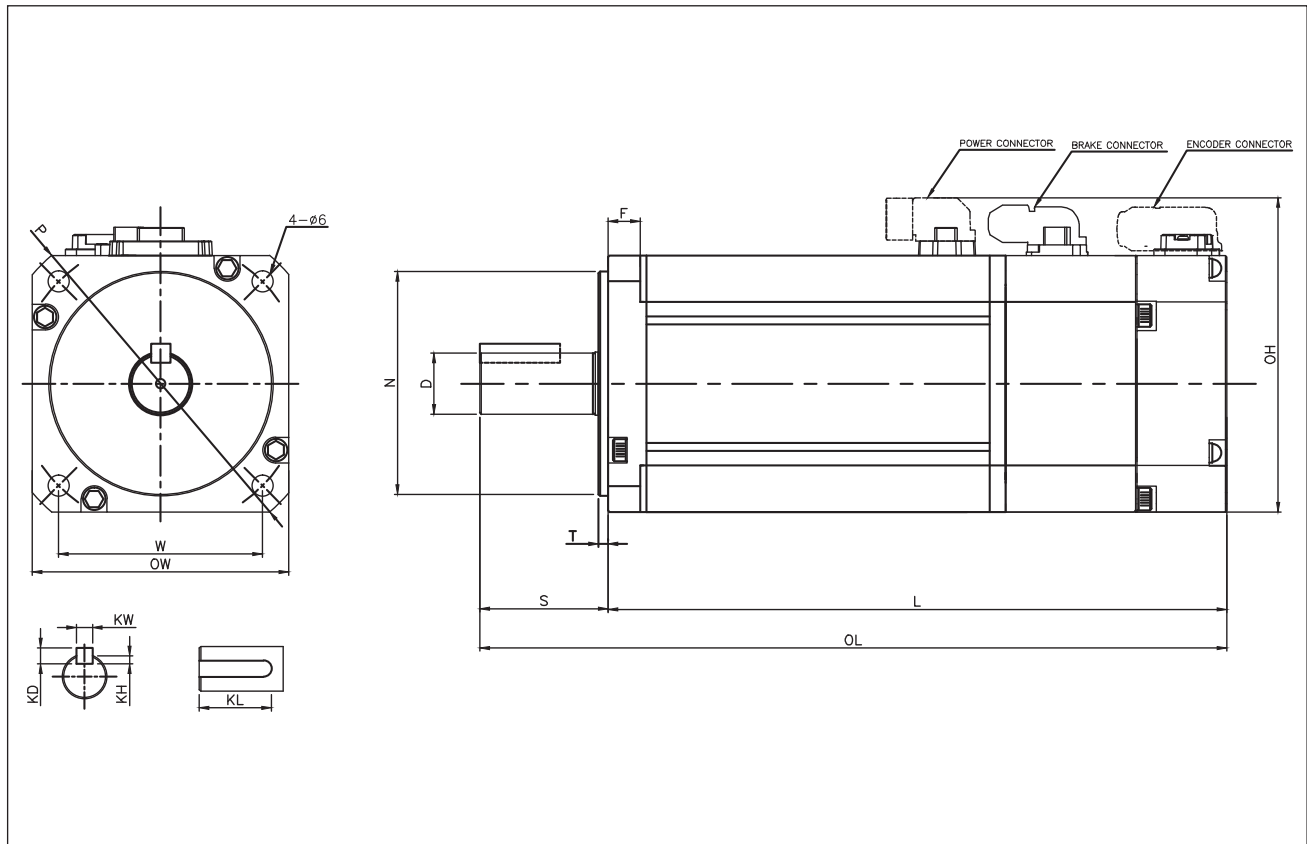
P Series Servo Motors

FBL Specifications

		PM-FBL01AM	PM-FBL02AM	PM-FBL04AM
Rated Output Power	Watts	100	200	400
Rated Torque	N-m	0.32	0.64	1.27
	in-lb	2.8	5.7	11.2
Instantaneous Peak Torque	N-m	0.96	1.91	3.82
	in-lb	8.5	16.9	33.8
Rated Speed	rpm	3000	3000	3000
Peak Speed	rpm	5000	5000	5000
Rated Current	Arms	0.95	1.45	2.60
Peak Current	Arms	2.86	4.35	7.80
Inductance	mH	10.46	9.03	5.68
Resistance	ohms	4.33	2.59	1.33
Torque Constant	Nm/Arms	0.36	0.47	0.52
Moment of Inertia	kg-m ² x 10 ⁻⁴	0.09	0.15	0.25
	in-lb-sec ² x 10 ⁻⁴	0.80	1.33	2.21
Allowable Moment of Load Inertia	Motor Inertia x 20			
Position Feedback	BiSS-C Interface – 19bit/16bit 524,288ppr 65,535 revs			
Weight	kg	0.72	0.94	1.32
	lb	1.6	2.1	2.9
Standards	CE (EMC, LVD), UL (pending)			
Protection	IP67 (body and connectors, not shaft)			
Environmental				
Temperature	0 - 40 °C			
Humidity	20-80% non-condensing			
Shock / Vibration	5G (49m/s ²)			



FBL Dimensions



(Unit: mm)

	OW	OH	OL	L	N	W	D	F	S	T	KW	KH	KD	KL	P
PM-FBL01AMK	62	80	107.2	77.2	50	49.5**	14	6	30	3	5	3	5	22.5	80
PM-FBL02AMK			118.2	88.2											
PM-FBL04AMK			138.2	108.2											
PM-FBL01AMK2*			147.2	117.2											
PM-FBL02AMK2*			158.2	128.2											
PM-FBL04AMK2*			178.2	148.2											

Notes

- * Includes Static Brake
- **Bolt Circle Diameter =70mm

Solid Models Available for Download parkermotion.com/pseries